

# Mackenzie FuturePath Global Neutral Balanced Portfolio

## Why invest in this fund?

- Bespoke all in one solution created exclusively for Primerica.
- Combination of stability and growth potential.
- Actively managed to optimize risk adjusted return potential.

## What does this fund invest in?

- The Fund seeks long-term capital growth and income by investing primarily in other mutual funds that invest in Canadian and foreign equities and fixed-income securities and other asset categories, although it may also invest in securities directly.
- The Fund's asset mix will generally range between 40%–60% equities and 30%–60% fixed-income securities.
- The Fund diversifies in terms of geographic exposure, equity factor exposure, sector exposure, company market capitalization, portfolio manager style, credit quality and duration.

## Benchmark

45% FTSE Universe 15% TSX Composite 40% ACWI

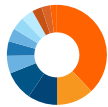
## Top 10 Holdings

As of Jun 30, 2024

Mackenzie US Large Cap Equity Index ETF	5.30%
Mackenzie Enhanced Fixed Income Risk Premia Fund Series R	4.48%
Mackenzie US Investment Grade Corporate Bond Index ETF (Canada Hedged)	3.06%
iShares Core MSCI EAFE ETF	2.86%
Microsoft Corp	1.51%
Province of Ontario 4.15% 06-02-2034	1.47%
Apple Inc	1.37%
NVIDIA Corp	1.30%
Government of Canada 3.00% 06-01-2034	0.86%
Province of Quebec 4.40% 12-01-2055	0.64%

## Sector allocation

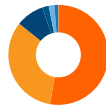
as of Jun 30, 2024



Fixed Income	37.9%
ETFs	12.0%
Information Technology	9.6%
Financials	9.5%
Industrials	5.7%
Other	4.7%
Consumer Discretionary	4.3%
Energy	4.2%
Health Care	4.0%
Materials	3.1%
Communication Serv.	2.9%
Cash & Equivalents	2.1%

## Regional allocation

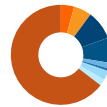
as of Jun 30, 2024



Canada	52.7%
United States	33.0%
Other	9.1%
Cash & Equivalents	2.1%
United Kingdom	1.8%
France	1.2%
Mexico	0.1%

## Credit allocation

as of Jun 30, 2024



AAA	4.4%
AA	5.7%
A	9.4%
BBB	8.1%
BB	1.8%
B	0.8%
CCC & Below	0.3%
NR	2.7%
Cash & Equivalents	2.2%
Equities	64.6%

## Fund management

### FUND DETAILS

<b>Asset class:</b>	Global Balanced
<b>Fund start date:</b>	June 22, 2022
<b>Risk tolerance:</b>	Low to Medium
<b>PFSL classification:</b>	Balanced
<b>Total Fund Assets:</b>	\$55.01 million

### FUND CODES

Series	Prefix	Front End
PA	MFC	13708
PH	MFC	13711

### MANAGEMENT FEES

Series	Management fees	MER
PA	0.85%	1.20%
PH	0.70%	0.95%

### LAST PAID DISTRIBUTION

Series	Frequency	Amount	Date
PA	Annually	0.1557	Dec 22, 2023
PH	Annually	0.1716	Dec 22, 2023

### PORTFOLIO MANAGERS

#### Nelson Arruda

**Mackenzie Multi-Asset Strategies Team**  
Senior Vice President, Portfolio Manager, Head of Team  
Investment experience since 2010

# Mackenzie FuturePath Global Neutral Balanced Portfolio



## Compound net returns (%)

as of Jul 31, 2024

	Series PA%	Series PH%
1 Month	3.35	3.37
3 Month	7.30	7.37
6 Month	9.09	9.22
1 Year	13.04	13.31
Since inception (June 22, 2022)	11.51	11.80

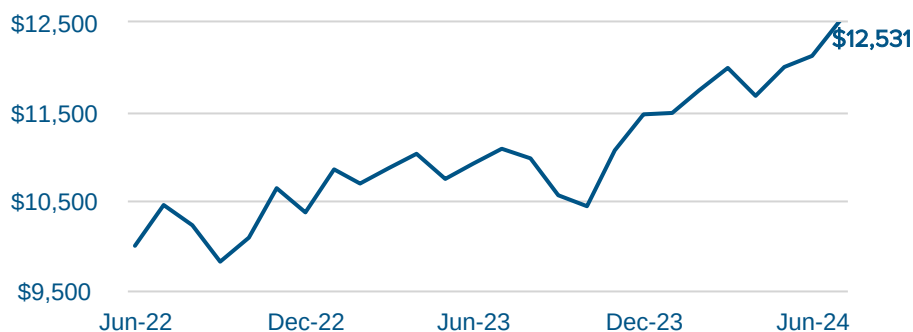
## Calendar year returns (%)

as of Jul 31, 2024

	Series PA%	Series PH%
2023	10.58	10.85
YTD	9.24	9.39

## Value of \$10,000 invested

as of Jul 31, 2024



**For Investor use only.** No portion of this communication may be reproduced or distributed to the public as it does not comply with investor sales communication rules.

Commissions, trailing commissions, management fees and expenses all may be associated with mutual fund investments. Please read the prospectus before investing. Mutual funds are not guaranteed, their values change frequently and past performance may not be repeated.



Scan here  
to learn more